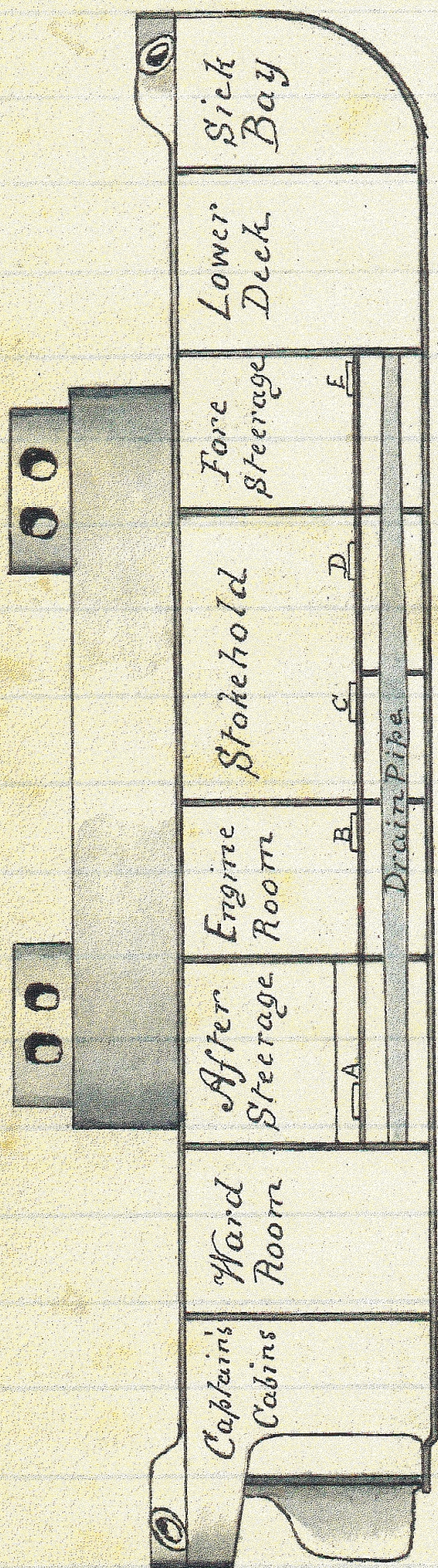
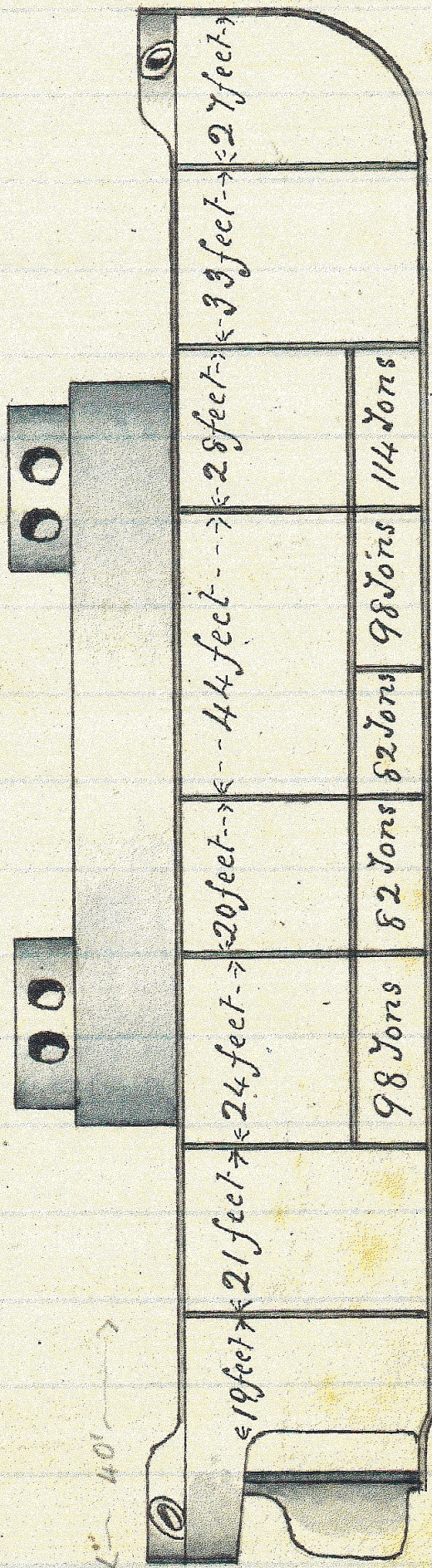


H.M.V.S "Cerberus"



A.B.C.D.E. Are Water-tight Manhole Doors into Double Bottom



No. 1
 No. 2
 No. 3
 No. 4
 No. 5
 No. 6
 No. 7

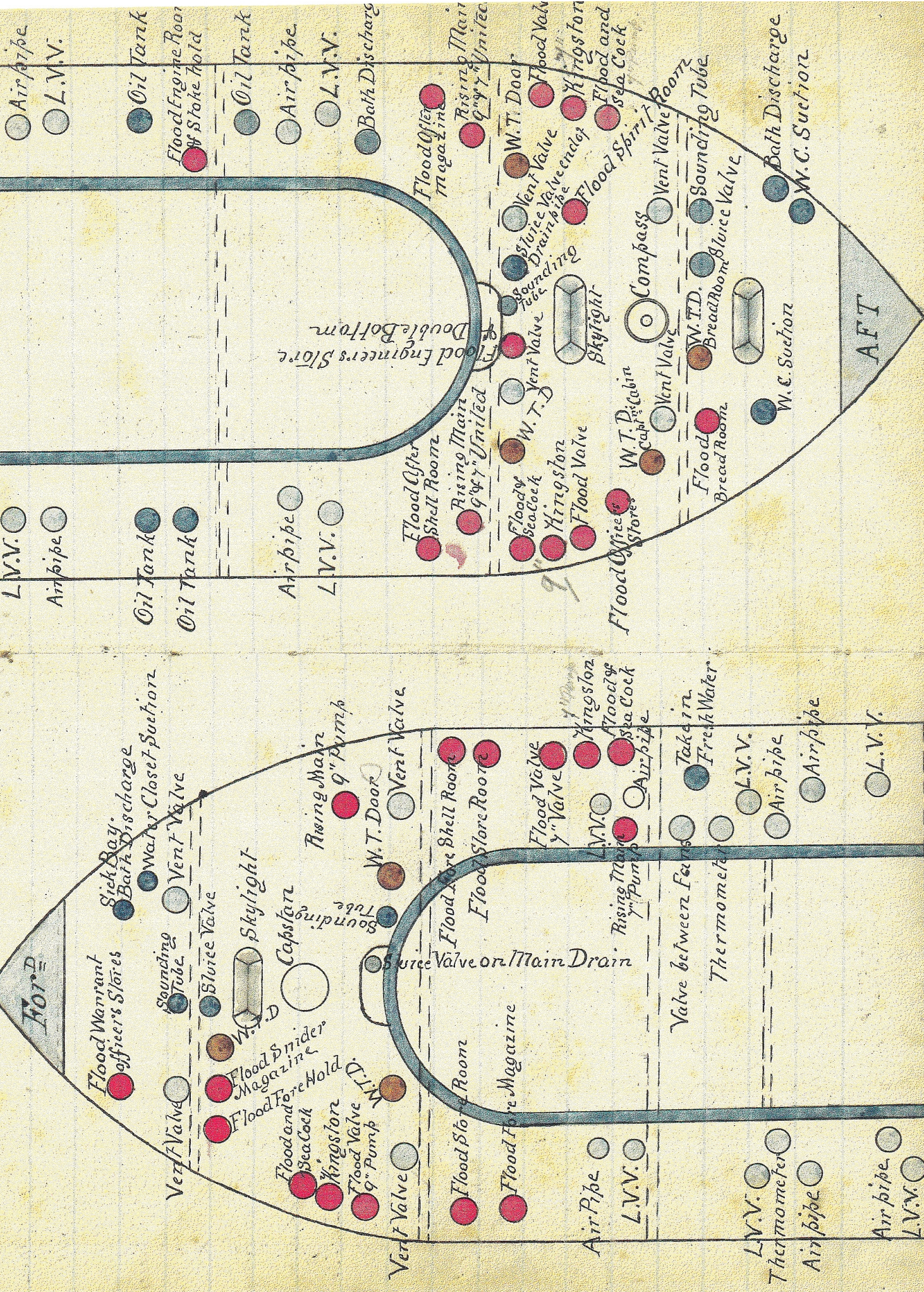
19 feet
 21 feet
 24 feet
 20 feet
 44 feet
 28 feet
 33 feet
 27 feet

98 Tons
 82 Tons
 82 Tons
 98 Tons
 114 Tons

Total quantity of water contained in Double Bottom 474 Tons

H. M. V. S. "Cerberus" Plan on Upper Deck Shewing Valves opening thereon

H. M. V. S. "Cerberus" Plan on Upper Deck Shewing Valves opening thereon



Flood Warrant Officer's Stores
Sick Bay
Bath Discharge
Water Closet Suction
Vent Valve
Sounding Tube
Sluice Valve
W.T.D.
Skylight
Capstan
Flood and Fore Hold
Sea Cock
Kingsston
Flood Valve
9" Pump
Vent Valve
Flood Store Room
Flood Fore Magazine
Air Pipe
L.V.V.
Thermometer
Air Pipe
L.V.V.

Flood Office
Shell Room
Rising Main
9x7" United
Flood Office
W.T. Door
Vent Valve
Flood Office
Stores
W.T. Cabin
Vent Valve
Flood Breach Room
W.C. Suction
W.C. Discharge
W.C. Suction
AFT

Rising Main
9" Pump
W.T. Door
Vent Valve
Flood Office
Shell Room
Flood Store Room
Flood Valve
y" Valve
Kingsston
W.T. Door
Sea Cock
Air Pipe
Flood Office
Stores
W.T. Cabin
Vent Valve
Flood Breach Room
W.C. Suction
W.C. Discharge
W.C. Suction
AFT

Flood Office
Shell Room
Rising Main
9x7" United
Flood Office
W.T. Door
Vent Valve
Flood Office
Stores
W.T. Cabin
Vent Valve
Flood Breach Room
W.C. Suction
W.C. Discharge
W.C. Suction
AFT

Flood Office
Shell Room
Rising Main
9x7" United
Flood Office
W.T. Door
Vent Valve
Flood Office
Stores
W.T. Cabin
Vent Valve
Flood Breach Room
W.C. Suction
W.C. Discharge
W.C. Suction
AFT

L.V.V.
Air Pipe
Oil Tank
Oil Tank
Air Pipe
L.V.V.
Flood Office
Shell Room
Rising Main
9x7" United
Flood Office
W.T. Door
Vent Valve
Flood Office
Stores
W.T. Cabin
Vent Valve
Flood Breach Room
W.C. Suction
W.C. Discharge
W.C. Suction
AFT

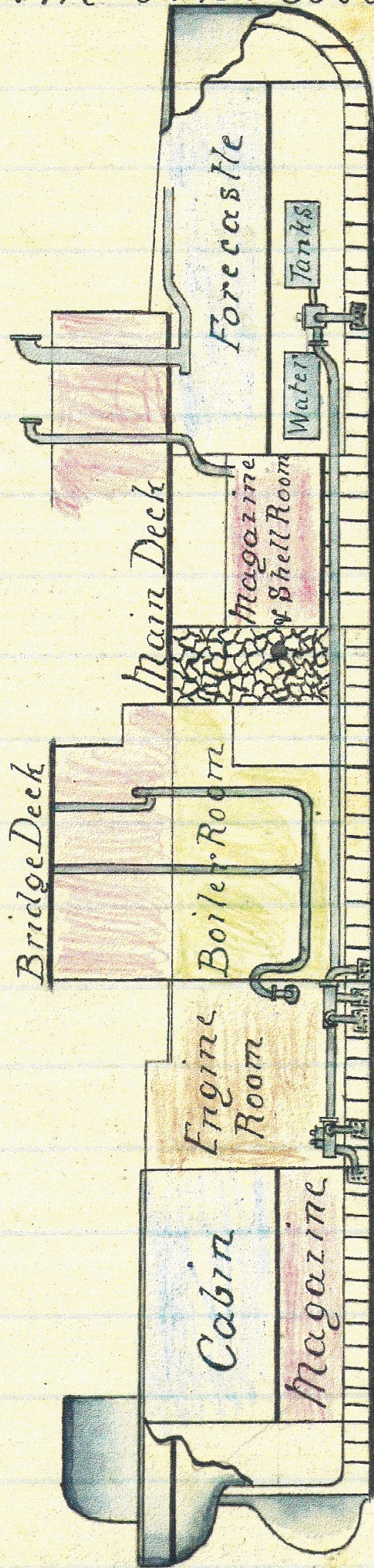
Flood Office
Shell Room
Rising Main
9x7" United
Flood Office
W.T. Door
Vent Valve
Flood Office
Stores
W.T. Cabin
Vent Valve
Flood Breach Room
W.C. Suction
W.C. Discharge
W.C. Suction
AFT

Flood Office
Shell Room
Rising Main
9x7" United
Flood Office
W.T. Door
Vent Valve
Flood Office
Stores
W.T. Cabin
Vent Valve
Flood Breach Room
W.C. Suction
W.C. Discharge
W.C. Suction
AFT

Flood Office
Shell Room
Rising Main
9x7" United
Flood Office
W.T. Door
Vent Valve
Flood Office
Stores
W.T. Cabin
Vent Valve
Flood Breach Room
W.C. Suction
W.C. Discharge
W.C. Suction
AFT

Flood Office
Shell Room
Rising Main
9x7" United
Flood Office
W.T. Door
Vent Valve
Flood Office
Stores
W.T. Cabin
Vent Valve
Flood Breach Room
W.C. Suction
W.C. Discharge
W.C. Suction
AFT

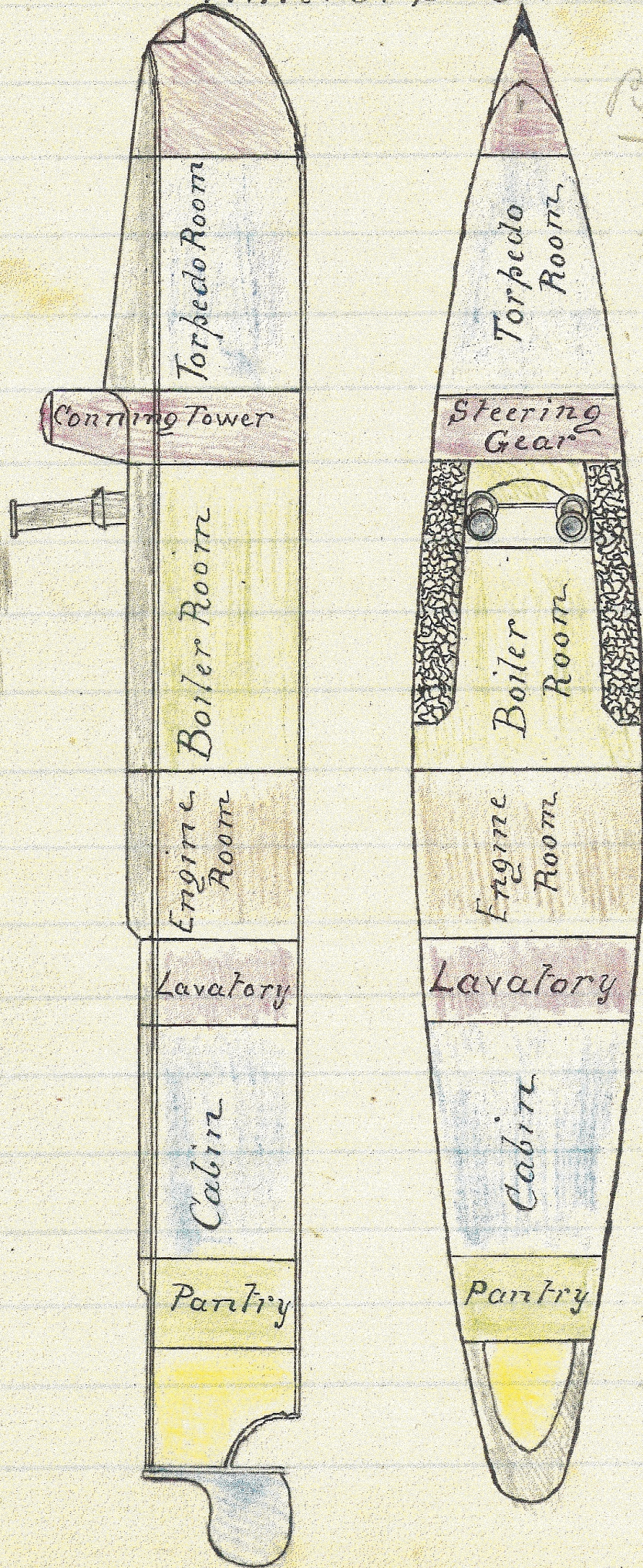
H. M. & S. "Albert"



Longitudinal Sectional View

H.M. U.S. "Childers"

Row Rudder



Shewing different Compartments